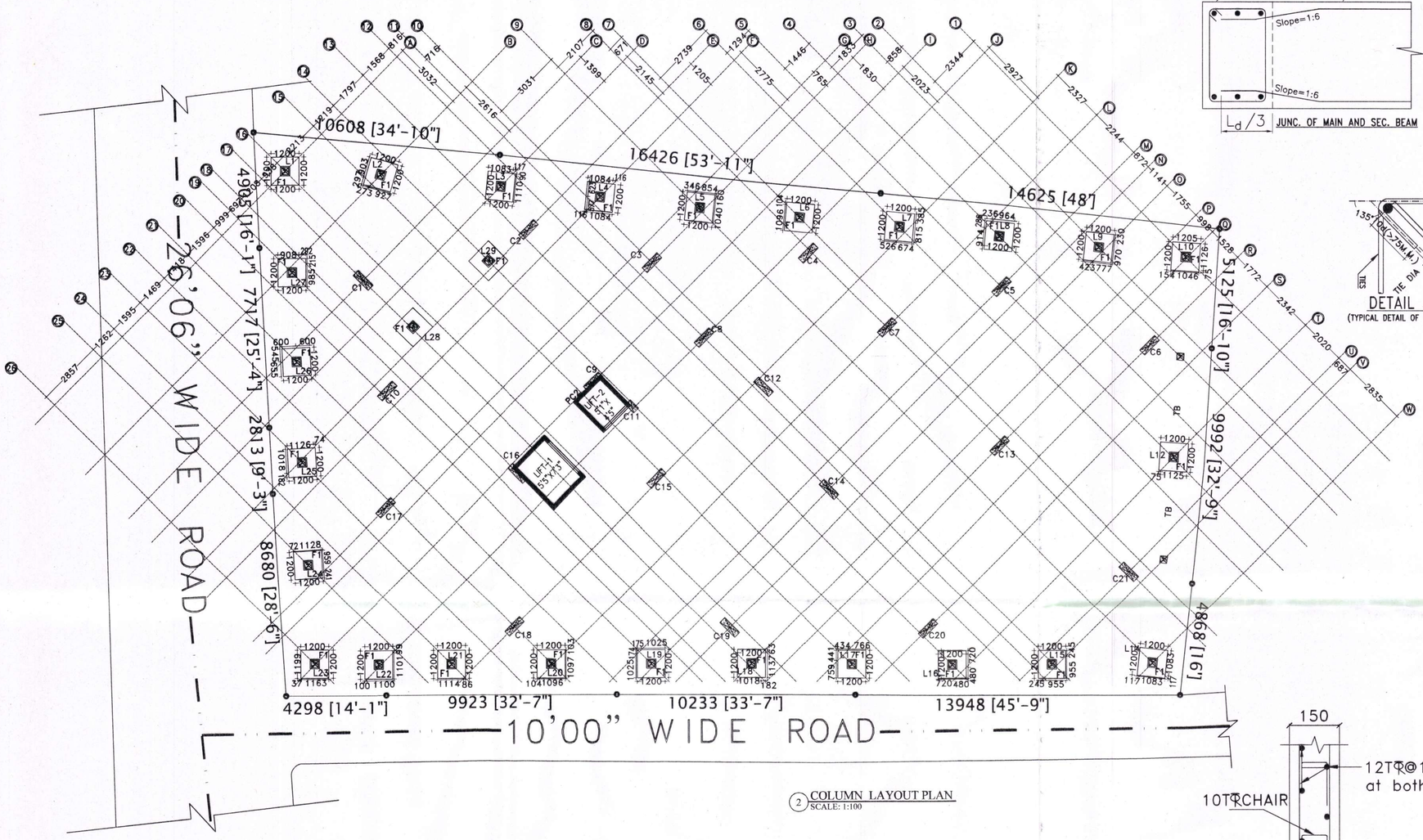

2 COLUMN LAYOUT PLAN
SCALE: 1:100

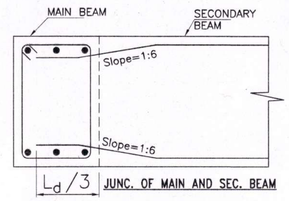

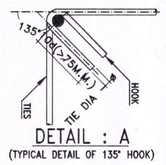

DETAIL : A
(TYPICAL DETAIL OF 135° HOOK)

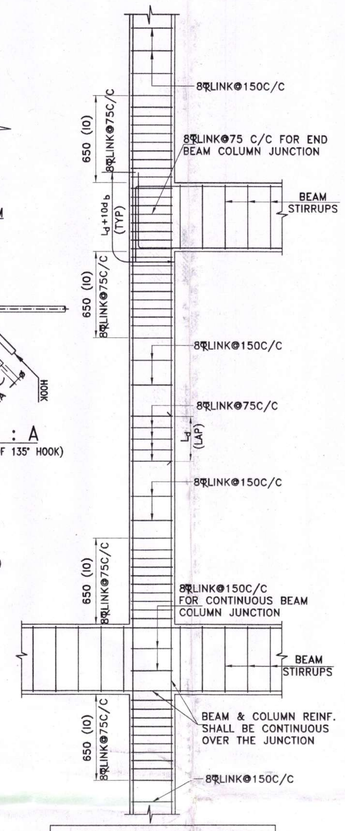

L_d = DEVELOPMENT LENGTH IN TENSION
d_b = DIAMETER OF LONGITUDINAL BAR

TYPICAL DETAIL OF BEAM COLUMN JUNCTION
SCALE 1:25

TABLE NO:-01 (SCHEDULE OF COLUMN)

COLUMN MARKED	NOS. OF COLUMNS	COLUMN SIZE (mm x mm)	FOUNDATION TO 3RD FLOOR LONGITUDINAL REINFORCEMENT	4TH FLOOR TO 7TH FLOOR LONGITUDINAL REINFORCEMENT	8TH FLOOR TO ROOF LONGITUDINAL REINFORCEMENT	TIE	SHAPE OF STIRRUPS
ALL Except C11	N/A	900X300	900, 300, REINFORCEMENT: 12-32φ, 2-20φ	900, 300, REINFORCEMENT: 12-25φ, 2-20φ	900, 300, REINFORCEMENT: 8-25φ, 6-20φ	NEAR JUNCTION (UPTO 'lo') LENGTH LINKS:8φ@75C/C (4 NOS. CLOSED LINK PER SET) AT REST PORTION LINKS:8φ@150C/C (4 NOS. CLOSED LINK PER SET)	1, 2, 3, 4
C11	01	500X300	500, 300, REINFORCEMENT:4-25φ, 6-20φ	500, 300, REINFORCEMENT:4-25φ, 6-20φ	500, 300, REINFORCEMENT:4-25φ, 6-20φ	NEAR JUNCTION (UPTO 'lo') LENGTH LINKS:8φ@75C/C (4 NOS. CLOSED LINK PER SET) AT REST PORTION LINKS:8φ@150C/C (4 NOS. CLOSED LINK PER SET)	1, 2, 3

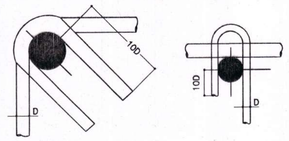

FOR 135° HOOK FOR 180° HOOK

TYP. DETAIL OF HOOK(A)

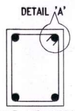

DETAILS OF COLUMN HOOK REINFORCEMENT

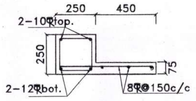

CONTINUOUS LINTEL WITH CHAJJA ALONG EXTERNAL WALL
scale-1:25

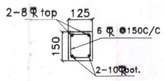

CUT LINTEL OVER 125 THK. WALL
scale-1:25

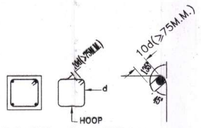

STIRRUP DETAIL
(d = DIA OF STIRRUP BAR)

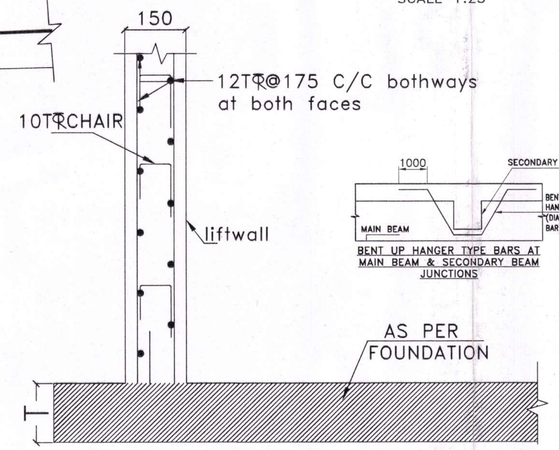

2 SECTION OF LIFT WALL
SCALE: 1:25

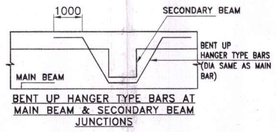

BENT UP HANGER TYPE BARS AT MAIN BEAM & SECONDARY BEAM JUNCTIONS

APPROVED
19.7.23
District Engineer
Murshidabad Zilla Parishad

PROJECT NAME:-

STRUCTURAL PLAN OF PROPOSED (B+G+9) STORIED RESIDENTIAL CUM COMMERCIAL BUILDING OF MR. KISMAT SK S/O LATE HAMID SK (DEVELOPED BY FIJAX CONSTRUCTION PVT. LTD), L.R. PLOT NO-1528,1529, L.R KHATIAN NO-5195, 6998, J.L NO-89, MOUZA-AYODHANAGAR, P.S-BERHAMPORE, DIST-MURSHIDABAD, WEST BENGAL.[UNDER HARIDASMATI GRAM PANCHAYET]

NOTES :-

1. (±) 0.00 m LEVEL REFERS TO E.G.L.
2. UNLESS OTHERWISE STATED ALL CONSTRUCTION ACTIVITIES SHALL BE CARRIED OUT CONFORMING TO RELEVANT (INDIAN) STANDARD CODES OF PRACTICE.
3. ALL DIMENSIONS ARE IN MILLIMETERS & LEVELS ARE IN METER. EXCEPT OTHERWISE MENTIONED ONLY WRITTEN DIMENSIONS SHALL BE FOLLOWED. ALL LEVELS GIVEN IN STRUCTURAL DRAWINGS ARE IN ACCORDANCE WITH ARCHITECTURAL DRAWINGS.AND INDICATE STRUCTURAL LEVEL ONLY (WITHOUT FINISH). HOWEVER ARCHITECTURAL DRAWING TO BE COORDINATED FOR ALL LEVELS.
4. ALL STRUCTURAL DRAWINGS SHALL BE READ ALONG WITH THIS DRAWING AS WELL AS RELEVANT ARCHITECTURAL DRAWINGS.
5. ANY DISCREPANCY IN THE STRUCTURAL AND ARCHITECTURAL DRAWINGS SHALL BE BROUGHT TO THE NOTICE OF STRUCTURAL CONSULTANT BEFORE EXECUTION OF WORK.
6. UNLESS OTHERWISE SPECIFIED ALL REINFORCEMENT TO BE USED SHALL BE TMT. BARS OF GRADE Fe-500/500 D CONFORMING TO IS-1786-2008.
7. ADEQUATE CHAIR BARS TO BE PROVIDED TO KEEP THE TOP REINFORCEMENT IN PROPER POSITION.
8. UNLESS OTHERWISE STATED LAP LENGTH OF BARS SHALL BE DEVELOPMENT LENGTH=50xBAR DIA.
9. UNLESS OTHERWISE SPECIFIED DISTRIBUTION REINFORCEMENT SHALL BE 8 T @ 250 C/C
10. CONCRETE COVER TO MAIN REINFORCEMENT SHALL BE AS FOLLOWS:-
a)Beam:-25mm, b)Column:-40mm, c)Slab:-15mm, d)Footiing:-50mm, e)R.C.C Wall:-20mm, f) Stair:- 20mm.
9. Grade of concrete will be M30 for column and M25 for beam and sub structure as per is: 456:2000.
10. Development length 50xD for lap & spices should be provided as per the provisions laid down in SP34:1987

SIGNATURE OF DEVELOPER/OWNER:-

VETTED BY:-

Dr. S. N. MUKHERJEE
Professor
CIVIL ENGINEERING DEPT.
JADAVPUR UNIVERSITY
KOLKATA-700032. (W.B)

TITLE:-

COLUMN LAYOUT,SCHEDULE OF COLUMN,STIRRUPS DETAILS,DETAILS OF HOOK REINFORCEMENT, TYPICAL CROSS SECTION OF BEAM COLUMN JUNCTION,CUT LINTEL DETAILS.

DRAWN BY:- A BADYAKAR, A BHATTACHARJEE

CHECKED BY:- S AKHTAR

SCALE : 1:100, 1:50, 1:25, N.T.S

REV-00

DATE : 12.09.2022

SHEET NO:- STRUCTURE:- 01-04

SIGNATURE OF ARCHITECT:-	SIGNATURE OF GEO-TECHNICAL ENGINEER:-	SIGNATURE OF STRUCTURAL ENGINEER:-
Ar. Deepti Vijay Patil Consulting Architect CA/2020/118962	Geotechnical/Chartered Engineer-MTech/MTech Reg No. MIGS-LM12187	Structural Consultant Master in Structural Engineering Bachelor of Civil Engineering Reg No. 139250-17/BMC